

FB

SERIES-HIGH PERFORMANCE FIBERGLASS FILTER

High Performance sand Filter are manufactured with polyester and glass fiber winding for dependable, durable and all weather operation. They are economic, high performance filters for private, fish pool, Jacuzzi and public pools .

We present you an extensive programme of filters manufactured with polyester and glassfiber winding for high resistance and high quality of water filtration. FB series filters are indicated for private, fish pool, Jacuzzi and public pools.

filters with flange connection include with:

- Superior manhole
- Filtration bed with 1 meter of sand
- Stainless steel hubs and laterals
- Air bleed system
- Drain for sand and water
- Manometer panel
- Inlets and outlets with detachable unions or flanges.
- Working pressure: 2.5 bar or 4 bar

Features of FB filters include:

- Multi-port 6-way valve (bolts mounted) with lever-action handle
- Integral sight glass for watching backwash cycle
- Manometer, air-bleed apparatus for monitoring and varying the pressure of filtration system
- Large pressure sand/water drain for rapid winterizing or servicing
- Umbrella-fold self cleaning laterals for balanced flow, backwashing and easy maintenance
- Maximum working pressure: 2.5 bars.

Function. of 6-way (Multi-port) valve

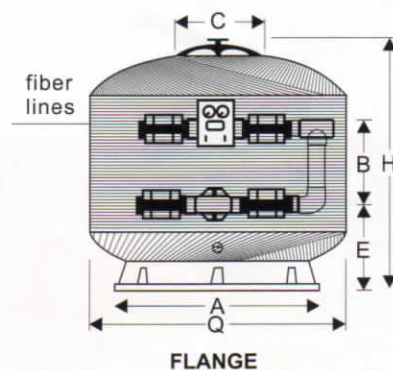
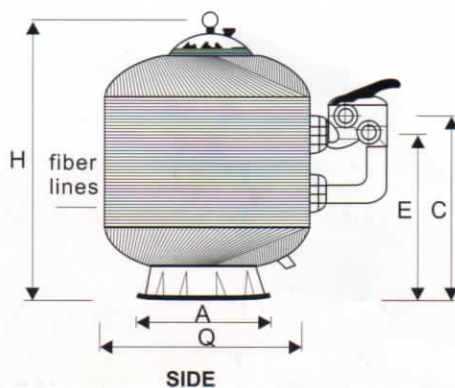
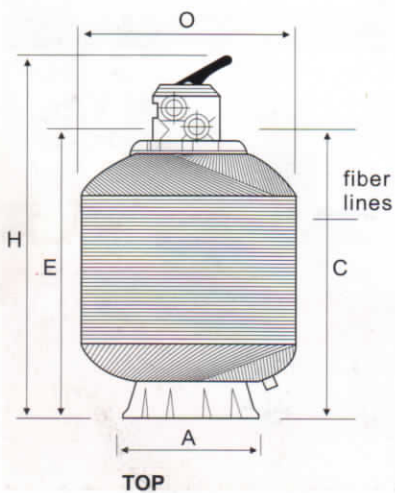
- 1.Filter
- 2.Waste
- 3.Close
- 4.Backwash
- 5.Re-circulate
- 6.Rinse



FB-018-025

FB-001-006

FB-064-200
00-FB-044-199



SIDE MOUNT (THREAD) FILTER AND SIDE MOUNT (FLANGE) FILTER

TECHNICAL DATA FOR TOP MOUNT FIBERGLASS FILTER

Ref.Code	Diameter	Connetction	Flow	Surface Area	Efficiency	Sand weight	Pressure	H	A	C	E
	mm	mm	m ³ /h	m ²	%	kg	kg/cm ²	mm	mm	mm	mm
FB-018	400	40	4	0.126	75	70	2.5	730	370	555	550
FB-019	450	40	5	0.159	75	80	2.5	815	370	640	640
FB-020	500	40	6	0.196	75	100	2.5	886	460	710	710
FB-021	600	40	9	0.283	75	180	2.5	975	460	800	800
FB-022	750	50	13	0.442	75	250	2.5	1150	590	934	930
FB-023	900	50	19	0.636	75	350	2.5	1300	790	1084	1084
FB-024	1000	50	24	0.785	75	450	2.5	1380	945	1164	1164
FB-025	1200	50	33	1.131	75	750	2.5	1580	1010	1364	1364

TECHNICAL DATA FOR SIDE MOUNT(THREAD) FILTER

Ref.Code	Diameter	Connetction	Flow	Surface Area	Efficiency	Sand weight	Pressure	H	A	C	E
	mm	mm	m ³ /h	m ²	%	kg	kg/cm ²	mm	mm	mm	mm
FB-001	500	40	6	0.196	95	120	2.5	811	460	551	470
FB-002	600	40	9	0.283	95	200	2.5	891	460	594	513
FB-003	750	50	13	0.442	95	300	2.5	1006	590	643	562
FB-004	900	50	19	0.636	95	400	2.5	1228	790	779	698
FB-005	1000	50	24	0.785	95	550	2.5	1233	945	787	707
FB-006	1200	50	33	1.131	95	750	2.5	1433	1010	901	820

TECHNICAL DATA FOR SIDE MOUNT(FLANGE) FILTER

Ref.Code	Diameter	Connetction	Flow	Surface Area	Efficiency	Sand weight	Pressure	H	A	C	E	B
	mm	mm	m ³ /h	m ²	%	kg	kg/cm ²	mm	mm	mm	mm	mm
FB-064	1200	3"	33	1.01	95	750	2.5	1400	1010	500	550	340
FB-067	1400	3"	46	1.54	95	1600	2.5	1620	1150	500	665	340
FB-200	1600	4"	60	2.01	95	2300	2.5	1760	1440	500	685	440
00-FB-044	1200	3"	33	1.01	95	1400	2.5	1800	1020	500	725	440
00-FB-047	1400	4"	46	1.54	95	1900	2.5	1800	1230	500	735	440
00-FB-173	1600	4"	60	2.01	95	2600	2.5	1900	1440	500	780	440
00-FB-174	1800	6"	76	2.545	95	3500	2.5	1940	1570	500	810	440
00-FB-186	2000	6"	94	3.142	95	4500	2.5	2000	1780	500	825	440
00-FB-190	2350	8"	130	4.337	95	6000	2.5	2360	1760	500	1020	600
00-FB-199	2500	8"	150	4.909	95	8300	2.5	2450	1760	500	980	600